



**CONTOUR**  
COUNTERTOPS

Seattle  
24602 Pacific Hwy S.  
Kent, WA 98033  
P 253-681-6400  
F 253-681-6455

Tacoma  
1401 Thorne Rd  
Tacoma, WA 98421  
P 253-572-5266  
F 253-572-4265

Portland  
8155 SE Deer Cr. Ln. Ste. C  
Portland, OR 97222  
P 503-654-2245  
F 503-654-5912

[www.contourcountertops.com](http://www.contourcountertops.com)

## LAMINATE COUNTERTOP QUOTE WORKSHEET

Complete the following worksheet and attach your cabinet layout and countertop measurements and fax your quote request to Contour Laminates & Stoneworks. A written quote will be mailed or returned faxed to you for your reference. A Contour representative will call you with a verbal quote based on the project information you have provided.

### Customer Information:

Name: \_\_\_\_\_ Source: \_\_\_\_\_ Website: \_\_\_\_\_

Mailing Address: \_\_\_\_\_

Day Time Phone: \_\_\_\_\_ Fax #: \_\_\_\_\_

Jobsite Address \_\_\_\_\_

### Project Information: (please check all that apply)

<u>Kitchen</u>	<u>Bath</u>	<u>Other</u>	<u>Installed by Contour</u>
<input type="checkbox"/> Countertops	<input type="checkbox"/> Vanity	<input type="checkbox"/> Desk	<input type="checkbox"/> Yes
<input type="checkbox"/> Island		<input type="checkbox"/> Other _____	<input type="checkbox"/> No
<input type="checkbox"/> Eating Bar			

### Countertop Style: (see style options page 4)

<input type="checkbox"/> No Drip	<input type="checkbox"/> Modified 180	<input type="checkbox"/> Bevel Wood
<input type="checkbox"/> Waterfall	<input type="checkbox"/> Flat Edge	<input type="checkbox"/> Beveled Laminate
<input type="checkbox"/> 180 Wrap	<input type="checkbox"/> Round Wood	<input type="checkbox"/> Gem-loc Edge

### Laminate Brand & Color:

Wilsonart Color # \_\_\_\_\_ Color Name: \_\_\_\_\_

Formica Color # \_\_\_\_\_ Color Name: \_\_\_\_\_

### Backsplash:

Yes  No

### Range Type:

Free Standing  Slide-in or Drop-in  Cooktop

### Window Pass-through (window same height as countertop)

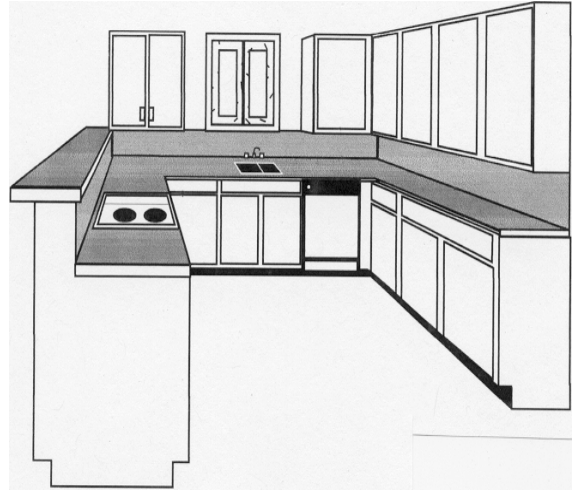
Yes Depth: \_\_\_\_\_  No

Quotes are based on information supplied by you. Design and style changes may affect your countertop estimate.

Price does not include removal of existing cabinets, countertops, plumbing or electrical. Price is honored for 45 days from the quote date.

## SAMPLE COUNTERTOP LAYOUT

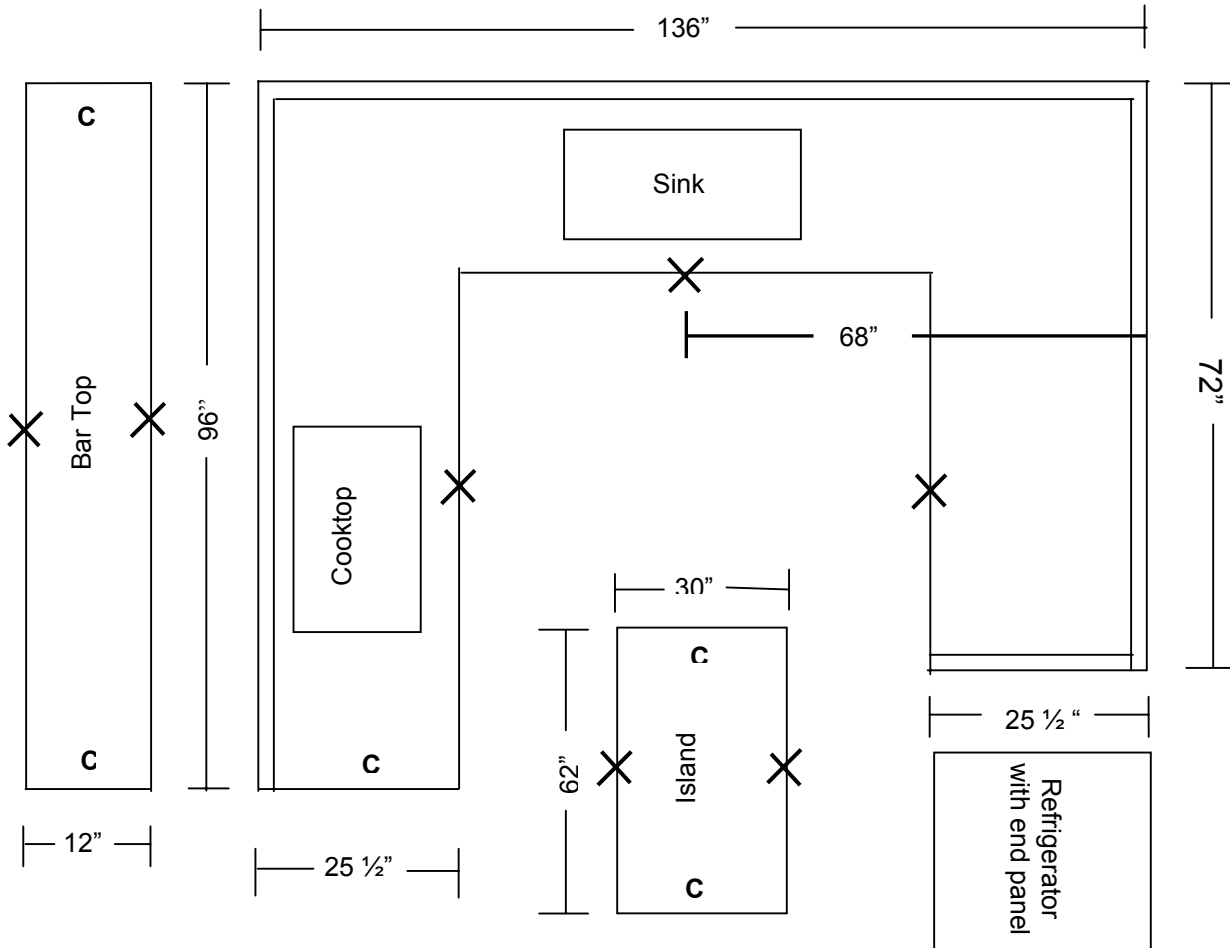
- Indicate where backsplash will be required using a double line.
- Indicate edges requiring edge style using an "X", end caps with a "C"
- Indicate location of appliances and sinks.
- Give overall dimensions of countertops, islands and peninsulas (**not cabinet dimensions**).



### Legend:

- "X" - Edge Style
- == - Back Splash/End Splash
- "C" - End Cap

## SAMPLE FLOOR PLAN




# LAMINATE COUNTERTOP LAYOUT FORM

**Name:** \_\_\_\_\_

If you have a cabinet layout drawing, include it with your Quote Worksheet and this layout form.

If you are measuring your existing countertops, draw your project layout using this form and include it with your Quote Worksheet.

Refer to the sample layout drawing for examples.

A large grid for drawing a laminate countertop layout. The grid consists of 20 columns and 20 rows of small squares, providing a space for users to draw their project layout.

# LAMINATE EDGE STYLES

